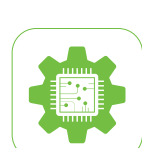


FULL HEIGHT TURNSTILES GF-8400 Series

GateSet Secure Line GF-8400 Series Full Height Turnstiles are robust products which function indoor and outdoor, provide pedestrian access control in areas requiring high level of security. Cage type structure, manufactured from heavy gauge steel, enhances the strength of the GF-8400 series to withstand against crowd pressure. Its heavy duty mechanics, ensures smooth operation during controlling thousands of pedestrians at one session successively. With proven ability to handle massive crowds in places like subways or stadiums, Full Height Turnstiles ensures robust solutions for crowd control.

SecureLine GF-8400 Datasheet v.2.0

Functional Highlights



Electromechanical



Bidirectional



Indoor/Outdoor



Security / Comfort



30 Passages / min

Usage Areas

Access Control Stadiums
Prisons
Military Sites
Government Offices
Embassies
Airports
Underground Car Parks
Industrial Areas

Featured Characteristics

- Heavy Duty** Designed for intense industrial usage with 100% duty cycle and heavy gauge mechanics
- Flexible** Ease of integration with all access control equipment through its electronic control card
- Secure** Cage type case ensures maximum security
- Strong** Effective crowd control with huge strength to impact, enhanced by 8 different mounting points
- Reliable** Low maintenance requirement, long product life

Products in this Series

GF-8400 - Main Body and Frame:
Powder Coated
- Arms and Rotor:
Powder Coated
- RAL Color Options Available:
6018, 5002, 7001,
7040, 7032
- Recommended For:
* Indoor - Low Moist Outdoor



GF-8420 - Main Body and Frame:
Powder Coated
- Arms and Rotor:
304 Grade Stainless Steel
- RAL Color Options Available:
6018, 5002, 7001,
7040, 7032
- Recommended For:
* Indoor - Moist Outdoor



GF-8430 - Main Body and Frame:
Powder Coated
- Arms and Rotor:
316 Grade Stainless Steel
- RAL Color Options Available:
6018, 5002, 7001,
7040, 7032
- Recommended For:
* Indoor - Very Moist and
Highly Corrosive Outdoor

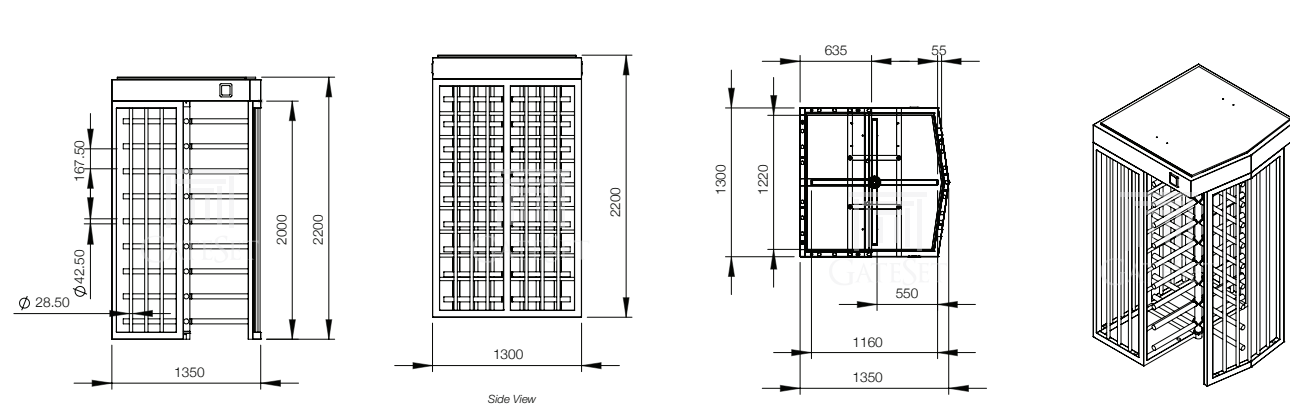


GF-8440 - Main Body and Frame:
304 Grade Stainless Steel
Satin Finishing
- Arms and Rotor:
304 Grade Stainless Steel
- RAL Color Options Available:
6018, 5002, 7001,
7040, 7032
- Recommended For:
* Indoor - Moist Outdoor



SecureLine GF-8400 Datasheet v.2.0

Drawings and Dimensions



Technical Specifications

MATERIAL - MAIN BODY	GF-8400 / GF-8420 / GF-8430: Electrostatic Powder Coating on Steel GF-8440: 304 Stainless Steel - Satin Finishing
MATERIAL - ROTATING ARMS	GF-8400: Electrostatic Powder Coating on Steel GF-8420 / GF-8440: 304 Stainless Steel GF-8430: 316 Stainless Steel
TREATMENT - OTHER PARTS	All other parts are coated against corrosion
DIMENSIONS (mm)	1350 x 1300 x 2200 (WxLxH)
PASSAGE WIDTH (mm)	612
OPERATING VOLTAGE	220V / 50Hz
NOMINAL / MAX. CURRENT	250 mA / 850 mA
POWER CONSUMPTION	30 W
OPERATING TEMPERATURE	-20 °C / + 70 °C
ACCESS CONTROL	Microprocessor based control for granting access. Easy integration with all kind of access control equipment
POSITION DETECTION	Position detection with two separate micro-switches at mechanics
PASSAGE ACKNOWLEDGMENT	Provided by 4 pieces of optical passage sensors controlled with PLC (optional)
WARNING INDICATORS	Two separate warning indicators at front and rear sides of the gate. Green arrow indicates "Passage Open", Red cross indicates "Passage Closed"
OPERATION MODE	6 different operational modes available, programmed by means of software
DIRECTIONAL MODE	Unidirectional and Bidirectional operation features as "Only Entrance", "Only Exit", "Entrance and Exit"
ROTATION CONTROL	"Self-centered and smooth operation by means of spring and hydraulic damper
CAPACITY	Handling more than 30 passengers per minute
DESIGN	While Cage type design enhances security, its modularity ensures easy part replacement
OPERATION SAFETY	Electrical and mechanical safety for all components, To avoid injuries, all corners and sides are rounded
MANUAL OVERRIDE	Entry and Exit Manual Override option with locked switch cabinet (optional)
ELECTRICAL FAILURES	Main mechanism released and unlocked automatically. Arms rotates free.
CERTIFICATION	ISO 9001:2008, CE
WARRANTY	2 Years

* Subject to change depending on design or project needs without prior notice


SecureLine GF-8400 Datasheet v.2.0

Optional Features



Manual Override Box

Placed at the secure side of the roof within a locked compartment, Manual Override Box provides ease of passage mode configuration for authorized security personnel. Available optionally, this feature comes as default in "T" configuration



Passage Tracking Sensors

In order to acknowledge physical passage of the user, passage tracking feature is provided with passage sensors, which are located at 4 different points through the passage. Available optionally, this feature comes as default in "T" configuration

Optional Accessories



Top Panel LED Lighting

A more visible passage indication is provided with LED Lights placed both at entry and exit sides.



Top Panel Spot Light

For remote areas with low or no illumination, passage enlightenment is available with Spot Lights



Stand Alone Card Reader

For sites without Access Control System, different types of stand-alone card readers are available.



Button Control Unit

Designed for guard rooms, provides ease of operation for security personnel.

Finishing Options

- Standard** 304 Stainless Steel, Satin Finishing
- Optional** 316 Grade Stainless Steel, Satin Finishing
- Optional** Powder Coating with Anti-Rust Layer and Heat Treatment (RAL Colours Available)

